




Microglia, Neuroinflammation, Immunity Network 2nd Workshop



November 3-7, 2025 Bordeaux NeuroSchool

This second edition of our thematic workshop brings a novel, integrated approach: all three hands-on modules will converge on a shared scientific goal.

Deciphering IL-1 β synthesis by brain-resident myeloid cells using a biosensor mouse model.

Who is it for?

- PhD students, junior post-docs, and early-stage engineers.
- 20 participants | 11 expert instructors

Three Hands-On Modules

1. Ex-vivo and in-vivo imaging

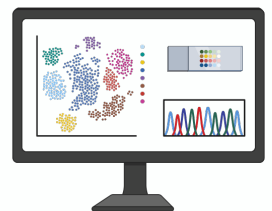
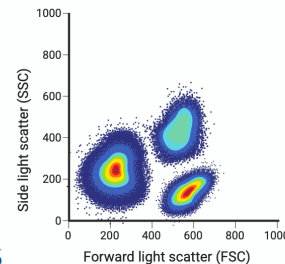
- Acquire two-photon microscopy images
- Analyze microglial morphology and dynamics

2. Flow Cytometry

- Immunophenotype brain immune cells (microglia, BAMs)
- Isolate cells from brain and meninges, analyze by flow cytometry

3. Transcriptomics

- Generate and analyze scRNA-seq data
- From sample prep to libraries; step-by-step data analysis using SEURAT



General program

- Sunday, Nov 2 - Participant arrival
- Monday, Nov 3 - Thu. Nov 6 - Practical workshops
- Friday, Nov 7 - Conference / Workshop results
- Saturday, Nov 8 - Departure

Practical Info

- Fees: 900 € (including accommodation and meals)
[600 for participant from Bordeaux; No accommodation]

More info & Pre-registration

